Landscaping Solutions

Providing innovative, quality design for both commercial and domestic landscape projects

Guardian
Building Products

Landscaping Solutions

Why Guardian?

Guardian Building Products supply a diverse range of landscape solutions to meet your needs.

All our products offer quick and simple installation combined with low maintenance, leaving you more time to spend enjoying your garden and less time working in it!

Slip resistant

Low maintenance

Quick and
easy to install
Durable and
eco-friendly
solutions
Non-slip, durable,
safe surface



Suelo Brown
Grooved

"An end to deck maintenance with a reversible finish, and unlike timber decking, it does not rot."



Suelo Grey
Woodgrain

Composite Decking

The high-performance, durable and slip resistant alternative to traditional timber decking.

- Better. Does not rot, unlike timber decking, weather resistant and easy to clean.
- Faster. Quick and easy to install.
- Safer. Durable, slip resistant, split and splinter-free surface.
- Choice of grooved or woodgrain effect finishes in three colours.
- Low maintenance.
- Hidden fixing system.
- Environmentally friendly.

Have more time to do what you love on a composite deck. A high-performance, eco-friendly wood alternative, that offers the warmth and appeal of natural hardwood without all the time and expense of regular maintenance.

Choose from a range of colours and finishes to suit your style and budget. Finishes can be 'mix and matched' or reversed after a period of time.

Deck boards are quick and easy to fix using the supplied grab clips - a simple 2-step operation.

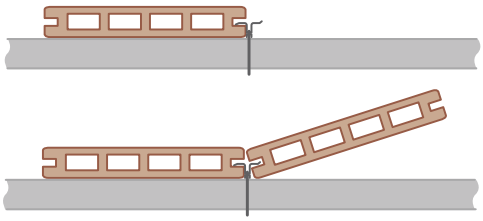

Composite Decking is slip resistant, splinter-free and very low maintenance with no requirement for annual treatment or oiling to keep that 'just installed' look.

Suelo double-sided hollow deck boards, woodgrain and narrow ribbed, available in charcoal, grey and brown: 146 mm x 25 mm x 3.6 m.

All images featured are representative only and whilst care has been taken to reproduce Guardian colours, due to limitations in the printing process, the images shown may not exactly match actual product.

Water Resistant

Natural Look and Feel

Quick and Easy Installation

Slip Resistant

Easy to Clean and Maintain

Eco-friendly Solution

Composite Decking Installation

Supplied complete with stainless steel fixings for quick and easy installation, and with a colour coded edging and fascia trim available for that finishing touch.

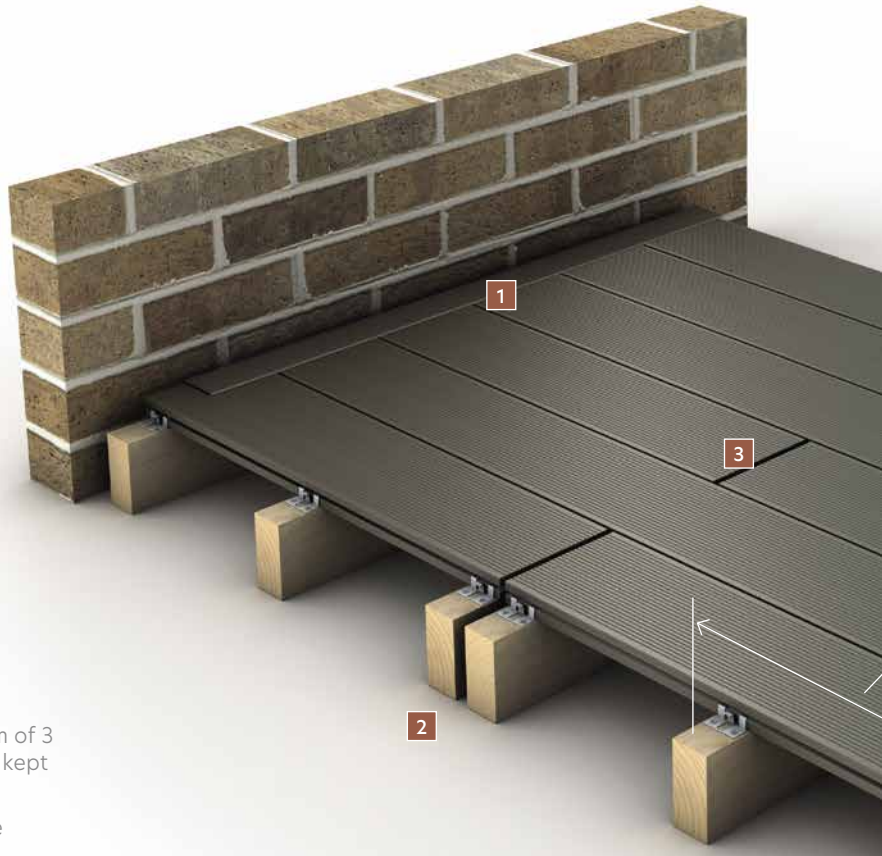

Before you start

- Allow Composite Decking to acclimatise for a minimum of 3 days, raised 100 mm off the ground ensuring that it is kept flat and dry.
- Guardian recommends that installation conditions are stable and flat to avoid the possibility of the decking surface deforming.

Preparing the area

- Composite joists/keels must be laid on a solid surface such as concrete. Grass, uneven paving slabs or sand will cause movement and damage the installation.
- Guardian recommends that you do not fix composite joists/keels directly to foundations and that joist/keel centres are no greater than 300 mm, except when fitting Composite Decking boards on the diagonal where we recommend that joist centres are 250 mm and you work from the centre out. If used above ground level we recommend 250 mm centres.
- When installing above ground level, consult with an engineer.
- Guardian recommends that a drainage channel be included in the foundations to allow for the free flow of excess water. Drainage channels should be every 600–800 mm.

Installation

- A drainage slope along the length of the board of 0.5% or 5 mm per metre should be allowed to ensure sufficient water run-off.
- Composite Decking boards must have a 6 mm gap between each board, and must be fitted using Composite Decking electrophoretic coated grab deck clips and stainless steel screws. A minimum of 12 clips at 300 mm centres per 3.6 m length is recommended.
- Composite Decking stainless steel starter clips are recommended for securing the first line and the last line of decking boards with a minimum of 12 clips at 300 mm centres per 3.6 m length.
- Guardian recommends the use of double joists under butt joints, with one clip each side of the butt joint and an 8 mm end to end gap for drainage and expansion.
- When butt jointed to walls, or other fixed objects, a 10 mm gap is required.
- Composite Decking boards should be 50 mm off the ground.
- Composite Decking boards must be supported along their length. The ends of boards must be supported and not have an overhang of more than 10 mm.
- When using pressure treated timber joists, Guardian recommends that they are a minimum of 30 mm off the ground to allow air ventilation and water flow.
- Composite Decking Keel must be raised a minimum of 25 mm above a solid base.
- Guardian does not recommend the use of composite deck where the space is walled in on all four sides.
- To ensure correct ventilation, Guardian recommends deck boards are raised above the base with a minimum space of 70 mm to allow airflow under the deck to prevent build up of moisture.



Provide a minimum 10 mm gap between edge of decking and any adjacent wall. Allow 8 mm gap if deck boards run parallel to a wall.

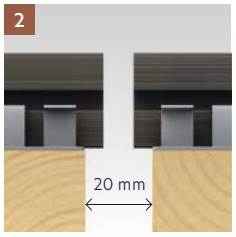

Double joists under butt joints, with one clip each side of the butt joint. Provide a 20 mm gap between joists.



Minimum 8 mm end to end gap between butt jointed boards. This gap is important for drainage and to avoid expansion caused by long term immersion.



Composite Decking stainless steel fixing clips provide a secure fit and with the recommended 6 mm spacing of boards.

Composite Decking stainless steel starter clip fixed using 3 mm x 25 mm stainless steel screws.

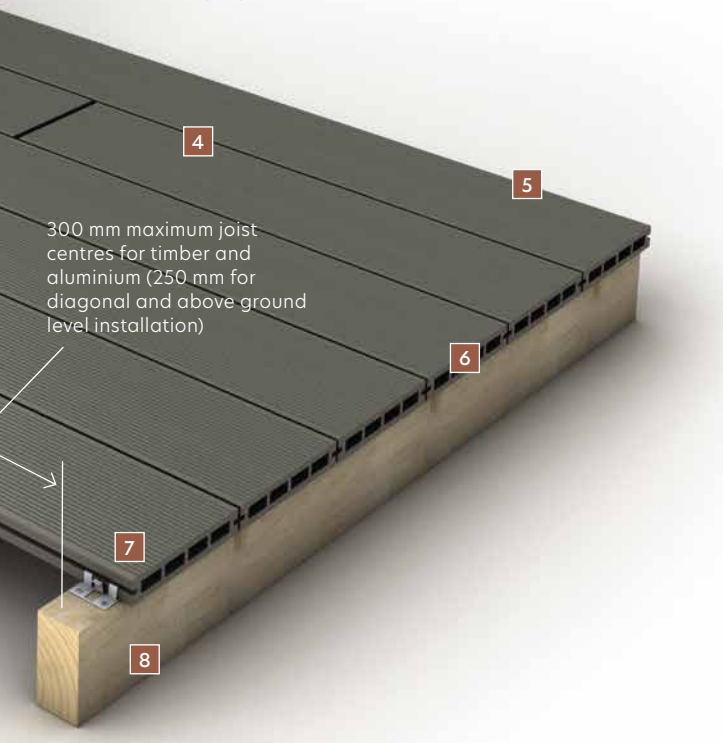

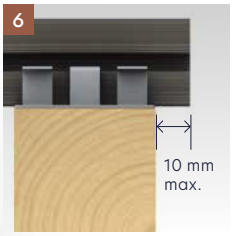

10 mm maximum board end overhang from joists.

Composite Decking stainless steel fixing clip fixed using 3 mm x 25 mm stainless steel screws.

Alternative to joists: Composite Decking Keel fixed to height adjustable pedestals using 3 mm x 25 mm stainless steel screws.

- Recommended pedestal spacing is every 400 mm (or 10 per 3.6 m length) along 61 mm x 41 mm composite joists and every 450 mm (8 per 3.6 m length) when using 60 mm x 40 mm treated timber joists. Pedestals adjust from 35 mm to 60 mm.
- Post and deck rails should be fixed directly through the deck to the substructure, allowing for an expansion of 10mm for seasonal movement.
- Composite Decking Keel must be supported at a maximum of 400 mm centres along its length and a maximum of 250 mm apart for Suelo deck.
- Composite Decking Keel should have a 20 mm gap when butt jointing end to end.
- Composite Decking Keel is non-structural and therefore must only be used on solid surfaces. A drainage slope of 0.5% or 5 mm per metre is required to ensure sufficient water run-off.

Accessories



Colour matched Edging Trims - 40 mm x 40 mm

Colour matched Fascia Trims 150 mm x 10 mm x 3.6 m

Composite Keels - 40 mm x 30 mm x 3.6 m and 61 mm x 41 mm x 3.6 m

Pack of 30 stainless steel Starter / End Clips



Height adjustable pedestals - 35 mm to 60 mm. Extension inserts - 25 mm, 50 mm and 100 mm.

2.5 m² pack 50 Electrophoretic Coated Grab Deck Clips with 40 mm Torx Head wood screws and T15 bit

Composite Railing System

For looks that impress, and performance that endures, the Composite Railing System is the durable alternative to traditional timber ballustrading.

Complete the look of your decking with our Composite Rail system to complete the outdoor living space, adding both beauty and safety to your outdoor space.

- Better. Does not rot, unlike timber ballustrading, weather resistant and easy to clean.
- Faster. Quick and easy to install.
- Safer. Durable, split and splinter-free surface.
- Flat, 'sanded' effect finish available in grey, charcoal or brown to match our Suelo decking.
- Low maintenance.
- Hidden fixing system.
- Environmentally friendly.

Charcoal

All images featured are representative only and whilst care has been taken to reproduce Guardian colours, due to limitations in the printing process, the images shown may not exactly match actual product.

Scuff and Stain Resistant

Water Resistant

Natural Look and Feel

Quick and Easy Installation

Easy to Clean and Maintain

Eco-friendly Solution

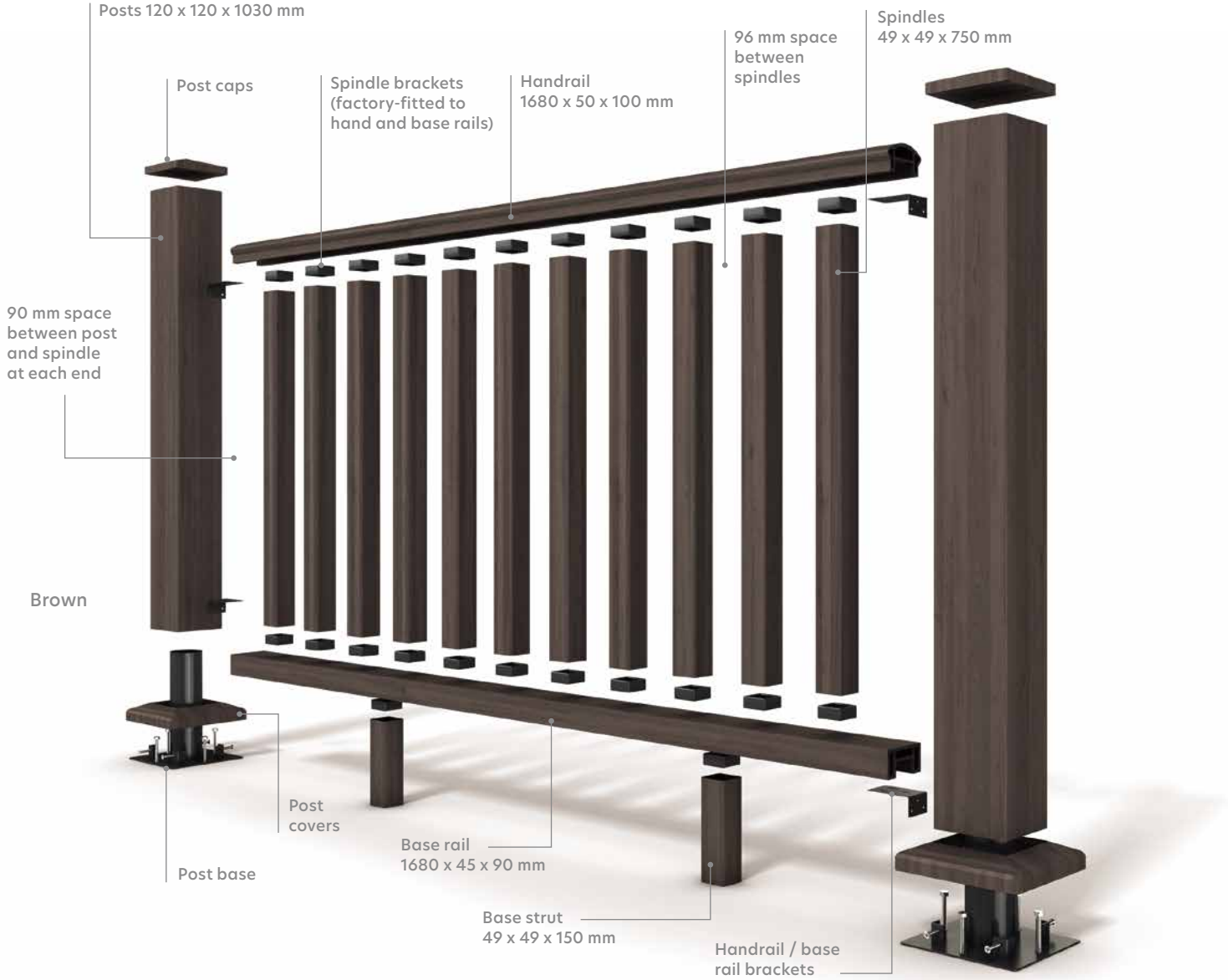

Installation

- Fit the post base to the sub-base (concrete or joists).
- Fit the posts to the post base.
- Fit the post covers.
- Fit 4 L-shaped brackets and position 2 base struts equally spaced along base rail (L-shaped brackets are fitted with the long angle fixed to the rails).
- Fit the base rail with 2 spindle mounts in position below the rail to accommodate the base struts.
- Fit 11 spindles into the factory-fitted spindle brackets mounted on the base rail.
- Fit the corresponding top hand rail then fit to the post.
- Finally, fit the post caps.

A 1.8 metre balustrade module consists of a single post assembly, top and bottom rails and 11 spindles, plus all struts brackets and fixings. Therefore an additional post assembly would normally be required to complete a run of balustrade.

Composite Fencing

Elegant modern composite fencing system that will enhance any garden.

Easily installed aluminium posts are available with two different anchoring systems: bolted directly to pre-existing concrete base using flat bottomed supports; or impaled in concrete using spike supports. Featuring 4 separate slots, the aluminium posts allow for multi-directional installation - straight, 90° or T-section.

Boards can be used as replacement panels with our unique composite post adaptor - simply slot the composite post adaptor into the concrete channel in exsting concrete posts and slide the boards in place. Use in conjunction with the starter rail and finishing trim kit to complete the look.

Another unique development is our aluminium trim to allow you to install in front of existing neighbouring fencing using our top and bottom trim. Fix the aluminium trim into the concrete channel and insert the fence boards into the aluminium U-channel in conjunction with the starter rail and finishing trim kit.

Hollow fence boards available in grey and brown with a woodgrain effect finish to both sides.

- Better. Long-lasting and durable, will not rust or rot.
- Faster. Quick and easy to install.
- Safer. Strong, impact resistant, split and splinter-free.
- Woodgrain effect finish to both sides.
- Low maintenance - no additional oiling or painting required.
- Ideal for replacement panels or new build projects.
- Fade resistant (can fade up to 10% in the first 6-8-week period, thereafter stable).

Natural Look and Feel

Quick and Easy Installation

Easy to Clean and Maintain

Eco-friendly Solution

Post supports for hard / concrete surfaces



Powder coated aluminium posts (1.88 m height) and caps



Powder coated aluminium posts finishing trims

All fixings and brackets supplied

Composite concrete post adapter (1.8 m height)

Fence board starter rail and finishing trim

Existing neighbouring fence adapter trim

All images featured are representative only and whilst care has been taken to reproduce Guardian colours, due to limitations in the printing process, the images shown may not exactly match actual product.

Mont Alpi

Peak Performance

Outdoor Kitchens

The Mont Alpi range takes outdoor dining to another level.

Expertly crafted, our outdoor kitchens are easy to use delivering the ultimate cooking experience demanded by seasoned BBQ users.

A versatile, robust and aesthetically pleasing range that suits all needs, making outdoor dining fun. A full range of accessories is available to complement your choice of kitchen.

You don't have to be an expert to use our outdoor kitchens, but all your friends and family will think you are!

MABi805 Grill

- Stainless steel 6 burner built-in grill with infrared rear burner.
- Heavy duty rotisserie kit.
- Full lighting system.
- Can be converted to natural gas.
- 4 burner also available.

MASFM-SS Fridge

- Stainless steel, lockable fridge unit.
- Stylish blue LED lighting.
- Can be standalone or used with any stainless steel Mont Alpi island.
- Wheels and levelling feet for easy manoeuvring and siting.

MAPZ Pizza Oven with stainless steel finish

MAi805-D Deluxe Island

- Stainless steel 6 burner island with white waterfall granite cabinets.
- Infrared rear and side burners.
- Grill rotissierie kit and full lighting system.
- Colour-changing on / off LED controls.
- Granite chopping board.
- Can be converted to natural gas.
- Wheels and levelling feet for easy manoeuvring and siting.

MA-957 Island

- Black and stainless steel 4 burner island with powder coated steel sides and back.
- Infrared rear burner.
- Grill includes a rotisserie kit, chopping board and weather cover.
- Colour-changing on / off LED controls.
- Can be converted to natural gas.
- Lockable wheels for easy manoeuvring and siting.

MASF-SS Beverage Centre

- Stainless steel sink and fridge unit.
- Lockable fridge.
- Stylish blue LED lighting.
- Can be standalone or used with any stainless steel Mont Alpi island.
- Wheels and levelling feet for easy manoeuvring and siting.

RubberLok Safety Tiles

Guardian RubberLok Safety Tiles provide safe, shock-absorbant surfacing for areas requiring long-lasting impact protection.

- Better. Highly durable, 100% recycled material.
- Faster. Quick and easy to install, less site labour costs.
- Superb drainage and water permeability.
- Allows tile replacement in high use areas.
- Tested and approved.

RubberLok Safety Tiles guarantee the highest safety standards for playgrounds, where children jump or fall to the ground by attenuating the impact and therefore reducing risk of injury.

The system is also an effective safety covering for nursing homes, recreational areas, school yards, gymnasiums, climbing facilities, walkways and equestrian facilities.



Size: 500 mm x 500 mm.
Thickness: 30 mm

Water Resistant

Quick and Easy Installation

Slip Resistant

Easy to Clean and Maintain

Eco-friendly Solution

RubberLok Safety Tiles are quick and easy to install, using a simple interlocking dowel method and requiring minimal groundwork preparation.

For full installation instructions, please visit: **guardianbp.co.uk/rubberlok** or for further information contact our office.

Correct 'T' joint laydown

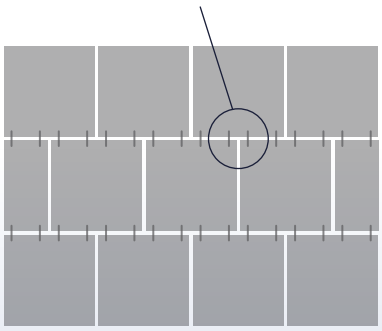

"Install up to 100m² better, faster and cheaper than poured flooring."



SafetyGrass Rubber Matting

Durable, non-slip, impact absorbing matting for heavily trafficked and hazardous areas.

Guardian SafetyGrass rubber matting is ideal for grassed sites and walkways requiring extra protection from heavy traffic and erosion - either laying on solid surfaces or disappearing from view on grassed areas.

Guardian SafetyGrass allows grass to grow through 25mm holes while providing efficient drainage. Hardwearing, resistant to all weather and extreme temperatures, SafetyGrass can be laid on flat or contoured surfaces, with little or no groundwork necessary. Once the grass has grown through, it can be cut with a conventional lawnmower.

SafetyGrass is also ideal for safety protection on hazardous hard surfaces, providing a slip resistant, impact absorbing barrier.

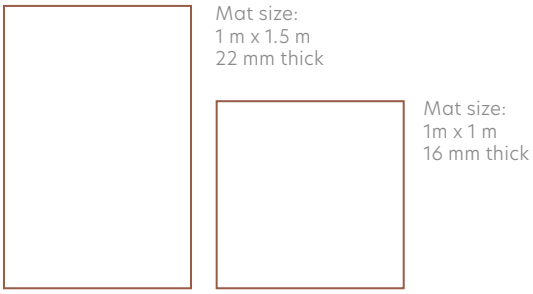

Accessories

SafetyGrass Pegs
(recommend 4 per mat)

Cable Ties
(recommend 4 per mat)

- Better. Affordable, maintenance-free and durable safety solution.
- Faster. Quick and simple to install and easily shaped around existing structures.
- Safer. Non-slip and impact absorbing.
- Manufactured from recycled rubber.
- Fully tested and compliant to EN 1177 and BS 7188.



Quick and Easy Installation

Slip Resistant

Eco-friendly Solution

"Enhanced safety, natural finish."

"Countless solutions in one simple, durable product."

RubberLok Utility Mat

Heavy duty, non-slip floor protection mat for a wide range of applications.

RubberLok utility mats are ideal for a wide range of applications from anti-vibration mats for domestic appliances to floor protection during construction.

- Better. Highly resilient, made from 100% recycled material
- Safer. Heavy duty and non-slip
- Anti-vibration mat for domestic appliances
- Ideal for floor protection during construction
- Mat size - 600 mm x 600 mm x 8 mm

Easy to cut to shape

Quick and Easy Installation

Eco-friendly Solution

Scuff and Stain Resistant

Slip Resistant

No Glue Required

Roofing & Cladding Solutions

- Guardian Roof Slate
- Promenade Tile
- Soffits & Trims
- Gutter Brush

Landscape Solutions

- Composite Decking & Railings
- RubberLok Safety Tiles
- SafetyGrass Rubber Matting
- RubberLok Utility Mats
- Mont Alpi Outdoor Kitchens

Flooring Solutions

- Clever Click Luxury Vinyl Flooring
- Accessories & Trims
- RubberLok Utility Mats
- Floor Protector

Interior Solutions

- Decorative Wall & Ceiling Cladding
- Accessories & Trims
- Hygienic PVC Sheets
- Skirting & Architrave
- Window Boards & Trims
- Glass Protector

Guardian
Building Products

Guardian Building Products
Tel: 01332 296844 Email: info@guardianbp.co.uk
www.guardianbp.co.uk

Whilst Guardian has made every attempt to ensure that this information is accurate and reliable at the time of its publication; we cannot accept responsibility for any errors, omissions, inaccuracies or any changes that have occurred since the date of publication or for the results obtained from the use of such information.

Version 7 | March 2024